



Product information

MEC500

Gas volume and energy electronic conversion device with integrated GSM 2G/3G/4G LTE modem.



MEC500 is a gas volume corrector that enables PTZ, PT or T conversion. The device is designed to measure volume, energy and flow of gas. Primarily battery powered with the possibility to connect external power supply. The device converts the volume of gas counted by the gas meter (turbine, rotary, ultrasonic) into the

base conditions. Gas compressibility factor is calculated with the use of algorithms SGERG-88, MGERG-88, AGA8-92DC, AGA8-G1, AGA8-G2, AGA NX-19 mod or constant value of relative compression factor. MEC500 is an intrinsically safe device ready to be installed in explosive hazardous zone 0.

Main features of the MEC500

- › Industrial housing cooperates with various types of gas meter like turbine, rotary, ultrasonic directly by LF, HF, Namur, Encoder, Wiegand
- › 3 independent serial transmission ports (2 x RS485 + OPTICAL INTERFACE 62056-21)
- › Built-in GSM/GPRS modem (option)
- › Backlight graphic display
- › 2 configurable binary NAMUR Ex inputs (operating on battery mode)
- › Binary and frequency outputs
- › Internal or external pressure transducers available
- › More than 10 years of archive registered data storage (with monthly sampling interval)

Technical specification

MEC500	
Dimensions / weight	206x194x76 mm / 1,3 kg
Housing material	Polycarbonate enclosure (version 1) or metal (version 2)
Relative humidity	max 95 % at temp. 70 °C
Ambient temperature range	-25 °C up to 70 °C
Housing protection class	IP 66 (for outdoor installation)
Keyboard	6 pushbuttons (version 1) or 18 pushbuttons (version 2)
Display	LCD - graphic 4" with backlight
Ex classification	Ex II 1G Ex ia IIB T4 Ga
Internal EVC supply	D-size lithium battery 3,6 V/17 Ah (up to 3 batteries in version without modem), operating time: One battery: 5 years

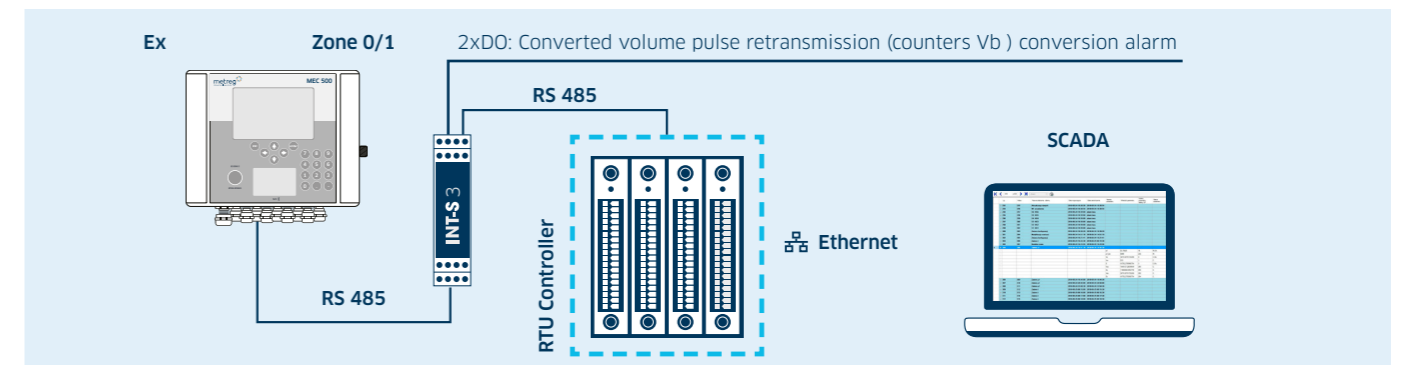
MEC500									
Internal GSM supply	Two D-size lithium batteries 3,6 V/17 Ah, operating time: 5 years (two communications per day)								
External supply	Intrinsically safe power supply and transmission interface INT-S3 (RS485, Supply output 5.7 V, 2 digital inputs/outputs, Supply input 11-30 V DC)								
Transmission ports	<ul style="list-style-type: none"> > 2 independent serial transmission ports, speed up to 256 000 b/s: COM1, COM2 standard RS-485 > Optical Interface IEC 62056-21 > GSM/GPRS 2G/3G/4G LTE 								
Transmission protocols	MODBUS RTU, MODBUS TCP (in version with internal modem), MODBUS RTU (MASTER MODE), GAZMODEM, GAZMODEM (MASTER MODE). Other protocols can be used on request.								
Environment conditions class (Mechanical/Electromagnetic)	M2/E2								
Base conditions	Adjustable by authorized service personnel, available options: <ul style="list-style-type: none"> > Base pressure (absolute) pb: range (1,00-1,02) bar, default 1,01325 bar > Base temperature Tb: range (270-300) K, default 273,15 K (0 °C) > Reference temperature for combustion process T1: range (270-300) K, default 298,15 K (25 °C) 								
The maximum permissible error (MPE) according to standard „EN 12405-1“	0,5 % at reference conditions, 1 % at nominal operating conditions, typical error < 0,15 %								
The maximum permissible error (MPE) according to standard „EN 12405-2“	ECD Class A								
Used algorithms for calculations of compression factor	SGERG-88, MGERG-88, AGA8-92 Detailed Composition, AGA8-G1, AGA8-G2, AGA NX-19 mod constant compression factor K1								
Registration periods	<ul style="list-style-type: none"> > Data registered periodically: logging interval from 1 up to 60 minutes - 24000 records > Hourly data: more than 2 years > Daily data: more than 3 years > Monthly data: more than 10 years > Events memory: approximately 4000 records (segmented for 2 sectors) 								
Meets the requirements of standard 2014/32/EU (MID)	DE-19-MI002-PTB005 - PTZ converter, T converter								
Inputs	<ul style="list-style-type: none"> > 6 Ex digital inputs - to cooperate with Potential-free junctions, shared with: <ul style="list-style-type: none"> - 2 LF inputs, frequency 0-60 Hz, reed contact, WIEGAND - 1 TS tamper protection switch (closed by default) > 2 Ex digital inputs, NAMUR type, shared with: <ul style="list-style-type: none"> - 2 HF inputs, frequency 0-5000 Hz EN60947-5-6, a possibility of temporary work on battery - 1 ENCODER (NAMUR type) > 1 SCR ENCODER > Pressure sensor p1 (internal or external) - measurement range in standard option - up to 6 bar. End of the sensor is a metric screw thread M12 x 1.5 (Ermeto), pressure ranges: 0.8-6 / 0.8-10 / 2-10 / 4-20 / 7-35 / 4-70 / 10-70 / 10-100 / bar abs. Maximum permissible errors for measurements of p <table border="1" style="width: 100%; border-collapse: collapse;"> <tr> <td style="width: 50%; text-align: center;">20 °C (±3 °C)</td> <td style="width: 50%; text-align: center;">(-25-55) °C</td> </tr> <tr> <td style="text-align: center;">± 0,2 % of measured value</td> <td style="text-align: center;">± 0,35 % of measured value</td> </tr> </table> > Temperature sensor Pt1000 class A or B, 2-wire or 4-wire (with the cable length compensation), diameter 5,7 mm. <table border="1" style="width: 100%; border-collapse: collapse;"> <tr> <td style="width: 50%; text-align: center;">20 °C (±3 °C)</td> <td style="width: 50%; text-align: center;">(-25-70) °C</td> </tr> <tr> <td style="text-align: center;">± 0,08 %</td> <td style="text-align: center;">± 0,13 %</td> </tr> </table> > Pressure sensor p2 (internal, optional) - absolute or gauge, ranges from 0-100 mbar g to 10-100 bar abs > 2 digital pressure or temperature transducers (external, working on battery mode) 	20 °C (±3 °C)	(-25-55) °C	± 0,2 % of measured value	± 0,35 % of measured value	20 °C (±3 °C)	(-25-70) °C	± 0,08 %	± 0,13 %
20 °C (±3 °C)	(-25-55) °C								
± 0,2 % of measured value	± 0,35 % of measured value								
20 °C (±3 °C)	(-25-70) °C								
± 0,08 %	± 0,13 %								
Control outputs	<ul style="list-style-type: none"> > 4 Ex digital outputs (separated): <ul style="list-style-type: none"> - 1x configurable - binary or frequency (0-5000 Hz), Counters: V_b, V_m, E - 3x configurable binary 								

Communication

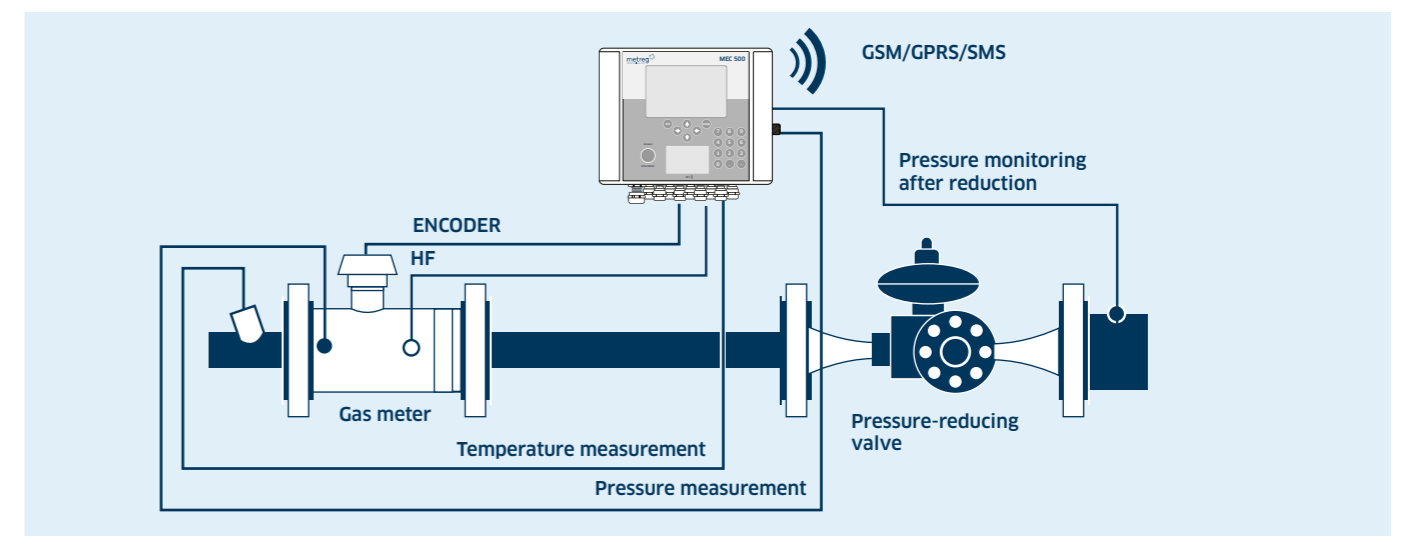
1. Direct transfer of data to system-Data readout through internal GSM/GPRS modem with the use of internal batteries



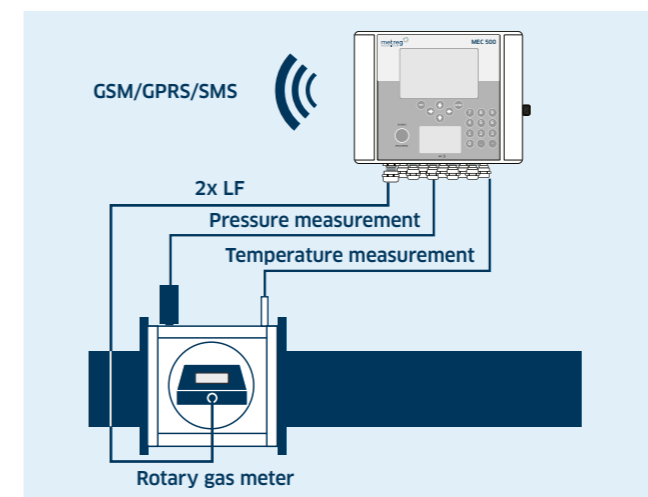
2. Remote data readout - connection through communication interfaces INT-S3, RTU controller independently



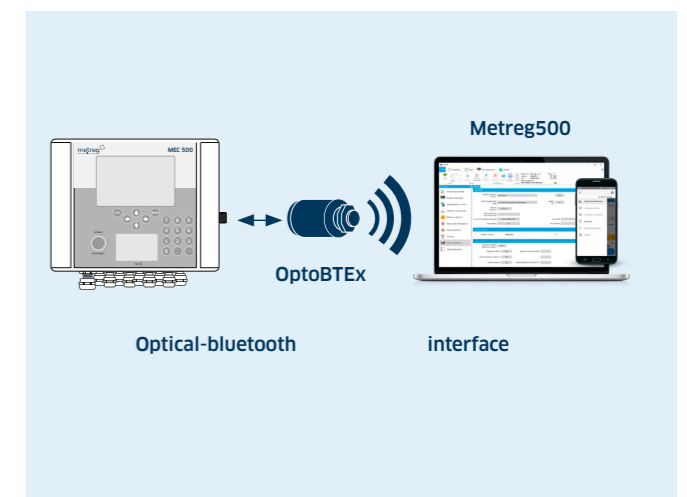
3. Process of measurement using MEC500 and turbine gas meter



4. Process of measurement using MEC500 (with external pressure sensor) and rotary gas meter



5. Local readout and configuration



Your Contact:



Office Berlin

Distribution Metreg
Tel. +49(0) 3361 76020-86



Metreg Technologies GmbH

Tränkeweg 9
15517 Fürstenwalde
Telefon: +49 (0)3361 760 20-80
info@metreg-technologies.de
www.metreg-technologies.de